



# TG-ASD35AB

## Curable Thermal Gel

REACH Compliant

RoHS Compliant

### Features

- Good thermal conductivity
- Pistol friendly & easy assembly
- A:B=1:1
- Cured by room temperature or heating

### Applications

Electronic Components - 5G, Aerospace, AI, AIoT, AR/VR/MR/XR, Automotive, Consumer Devices, Datacom, Electric Vehicle, Electronic Products, Energy Storage, Industrial, Lighting Equipment, Medical, Military, Netcom, Panel, Power Electronics, Robot, Servers, Smart Home, Telecom, etc.

### Storage

Thermally Conductive Gel has a shelf-life of 12 months from the date of manufacture, as indicated by the lot number, when stored in the original, should be unopened container at or below 25°C.

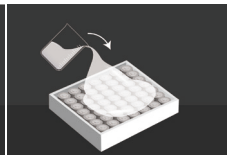
## Operation Manual

### Pot



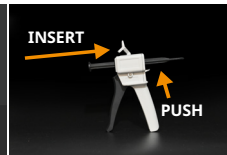
① Mix component A and B.

② Vacuum out air.



③ Pour potting compound.

### Tube



① Push the latch and insert the stick.



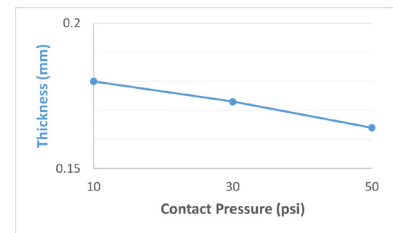
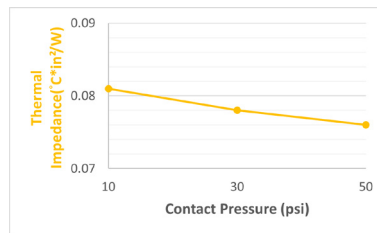
② Put the tube in.



③ Close the cover.

## Properties

### Curing Contact Pressure, Thermal Impedance, and Thickness



Properties	Unit	TG-ASD35AB	Tolerance	Test Method
Thermal Conductivity	W/m·K	3.5	± 0.5	ISO 22007-2
Color	-	A:Pink / B:White	-	Colorimeter CIE 1976
Dielectric Breakdown Voltage	kV/mm	7	± 3	ASTM D149
Volume Resistivity	Ohm·m	10 <sup>14</sup>	10 <sup>13</sup> ~10 <sup>15</sup>	ASTMD257
Density	g/cm <sup>3</sup>	3	± 0.15	ASTM D792
Operating Temperature	° C	-50~+150	-	-
Weight Loss	%	<1	-	ASTM E595 Modified
Viscosity @1.0rpm	Pa·s	A:250 / B:250	± 100	ASTM D7395 ASTM D4287
Elongation	%	>100	-	ASTM D412
Tensile Strength @T3.0mm	kgf/cm <sup>2</sup>	10	-	ASTM D412
Curing Time @25° C	Min	120~240	-	-
Curing Time @50° C	Min	20~40	-	-
Curing Time @80° C	Min	15~20	-	-
Standard Package	-	Pot / Tube	-	-
Mixing Ratio	-	1:1	-	-
Hardness	Shore OO	40	± 10	ASTM D2240

► Component A & Component B are mixed material. It is normal to cause precipitation and stratification due to different density. Well mixed component A before use by a flat spatula or other stainless tools to achieve the ideal thermal conductivity.

## T-Global USA LLC

2880 Zanker Road, Suite 103, San Jose, CA 95134, USA

T +1(669)345-0002 E usa@tglobalcorp.com W tglobal-usa.com

Version20  
20250217



NOTICE: The information contained herein is to the best of our knowledge true and accurate. Values stated in this technical data sheet represent typical values as not all tests are run on each lot of material produced. All specifications are subject to change without notice. The protective film and release paper do not affect the function of the product. If there is no special requirement, the default depends on T-Global. Since the varied conditions of potential use are beyond our control, all recommendations or suggestions are presented with out guarantee or responsibility on our part and users should make their own test to determine the suitability of our products in any specific situation. This product is sold without warranty either expressed or implied, of fitness for a particular purpose or otherwise, except that this product shall be of standard quality, and except to the extent otherwise stated in T-Global Technology's invoice, quotation, or order acknowledgment. We disclaim any and all liabilities incurred in connection with the use of information contained herein, or otherwise. All risks of such are assumed by the user. Furthermore, nothing contained herein shall be construed as a recommendation to use any process or to manufacture or to use any product in conflict with existing or future patents covering any product or material or its use.