



TG-A3500F

Fiberglass Reinforced Thermal Pad

REACH Compliant

RoHS Compliant

UL Comparable

Features

- High thermal conductivity
- Fiberglass on one side
- Non-deforming
- Electrical insulation

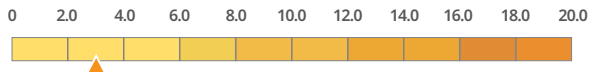
Applications

Suitable for voltage-resistant products

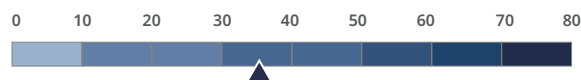
Electronic Components - 5G, Aerospace, AI, AIoT, AR/VR/MR/XR, Automotive, Consumer Devices, Datacom, Electric Vehicle, Electronic Products, Energy Storage, Industrial, Lighting Equipment, Medical, Military, Netcom, Panel, Power Electronics, Robot, Servers, Smart Home, Telecom, etc.

Properties

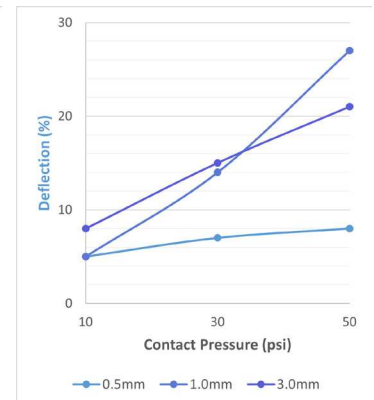
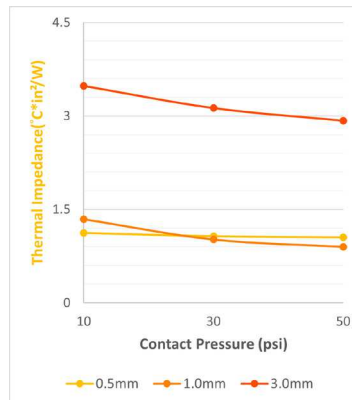
Thermal Conductivity : 3.0 W/m·K



Hardness : 35 (Shore OO)



Contact Pressure, Thermal Impedance, and Deflection



Properties	Unit	TG-A3500F	Tolerance	Test Method
Thermal Conductivity	W/m·K	3.0	±10%	ASTM D5470 Modified
Thickness	mm	0.5~11.0	-	ASTM D374
	inch	0.0197~0.4331	-	ASTM D374
Color	-	Yellow	-	Colorimeter CIE 1976
Reinforcement Carrier	-	Fiberglass Mesh	-	-
Flame Rating	-	V-0	-	UL 94
Dielectric Breakdown Voltage	kV/mm	≥18	-	ASTM D149
Weight Loss	%	<1	-	By T-Global
Density	g/cm³	2.3	±5%	ASTM D792
Operating Temperature	°C	-50~+180	-	-
Volume Resistivity	Ohm·m	8 × 10 ¹²	-	ASTM D257
Elongation	%	80	-	ASTM D412
Standard Format	-	Sheet	-	-
Hardness (Silicone Side)	Shore OO	35	±15	ASTM D2240

※For thicknesses less than 1.0mm, hardness will be adjusted to 50-75 Shore OO to facilitate effective removal of liner during production

※Different tolerances according to the selected thickness

※Die-cut for different shapes

T-Global USA LLC

2880 Zanker Road, Suite 103, San Jose, CA 95134, USA

T +1(669)345-0002 E usa@tglobal-usa.com W www.tglobal-usa.com

Version21
20260207



NOTICE: The information contained herein is to the best of our knowledge true and accurate. Values stated in this technical data sheet represent typical values as not all tests are run on each lot of material produced. All specifications are subject to change without notice. The protective film and release paper do not affect the function of the product. If there is no special requirement, the default depends on T-Global. Since the varied conditions of potential use are beyond our control, all recommendations or suggestions are presented with out guarantee or responsibility on our part and users should make their own test to determine the suitability of our products in any specific situation. This product is sold without warranty either expressed or implied, of fitness for a particular purpose or otherwise, except that this product shall be of standard quality, and except to the extent otherwise stated in T-Global Technology's invoice, quotation, or order acknowledgment. We disclaim any and all liabilities incurred in connection with the use of information contained herein, or otherwise. All risks of such are assumed by the user. Furthermore, nothing contained herein shall be construed as a recommendation to use any process or to manufacture or to use any product in conflict with existing or future patents covering any product or material or its use.